

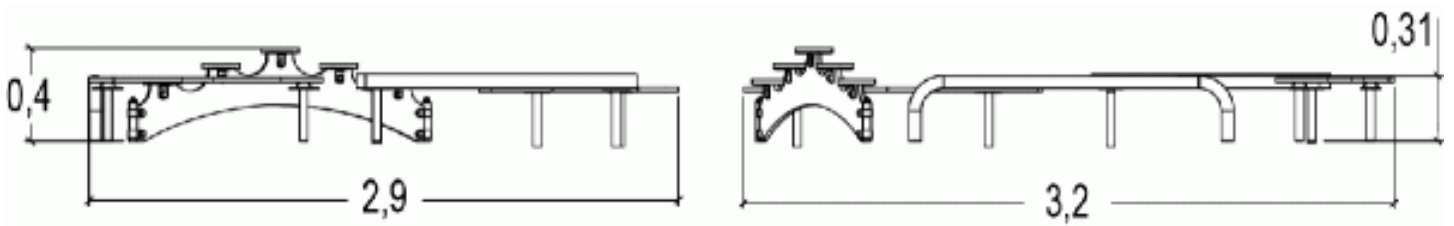

 **2+**
 **10**
 **0,45m**



1 = 3,2m
2 = 2,9m
3 = 0,4m



Physical inclusion
Sensory inclusion
Cognitive inclusion



Play value : **2**

meeting

balancing





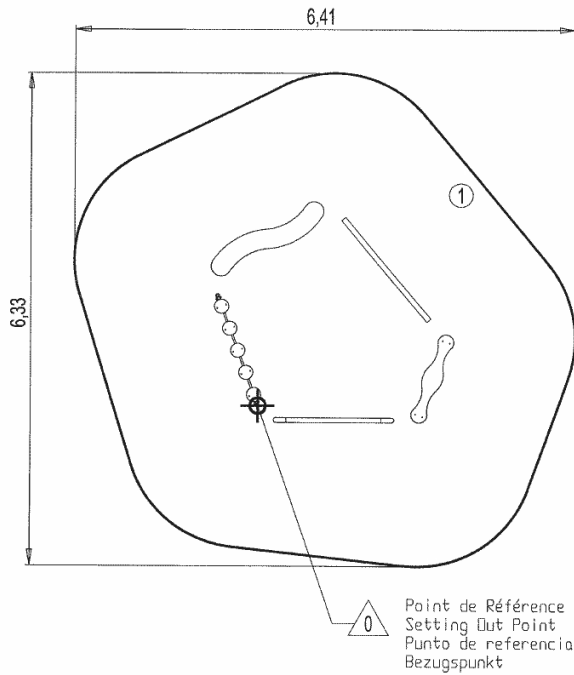
x1



x1

Installation of equipment

IMPORTANT: It is essential to refer to the installation instructions for information on the size of the safety areas.

-  Impact area (minimum normative surface)
-  Free space



| | | |
|---|---|---|
| |  |  |
| 1 | 0,6m | 30,5m ² |



1



02h30



0.3m³



30.5m²



54kg



9kg

