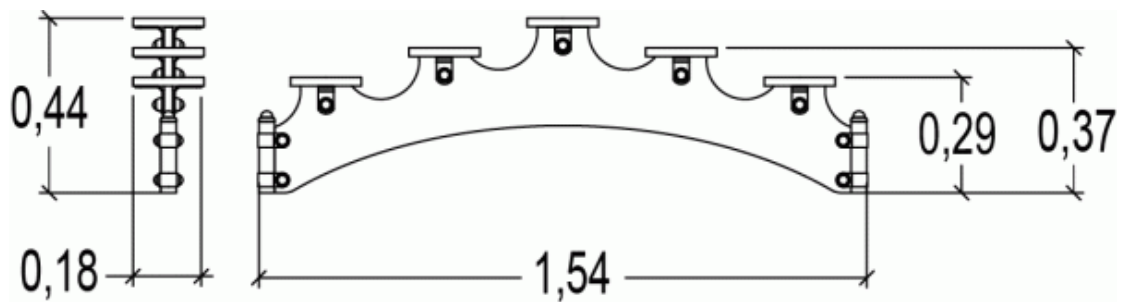



Physical inclusion
Sensory inclusion
Cognitive inclusion



Play value : 1



balancing

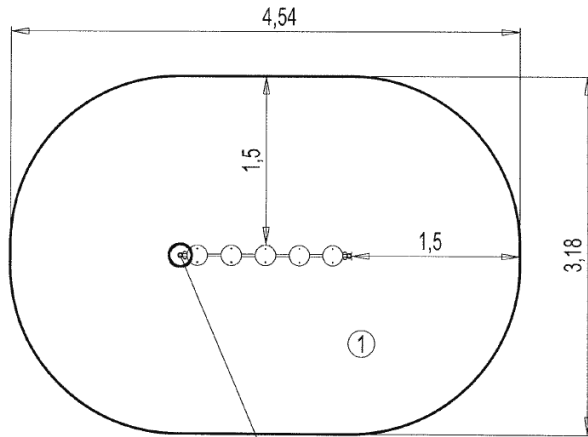


x1



Installation of equipment

IMPORTANT: It is essential to refer to the installation instructions for information on the size of the safety areas.

-  Impact area (minimum normative surface)
-  Free space



0 Point de Référence
Setting Out Point
Punto de referencia
Bezugspunkt

		
1	0,45m	13m ²



1

00h45

0.06m³

13m²

13kg

4kg

EN

1176