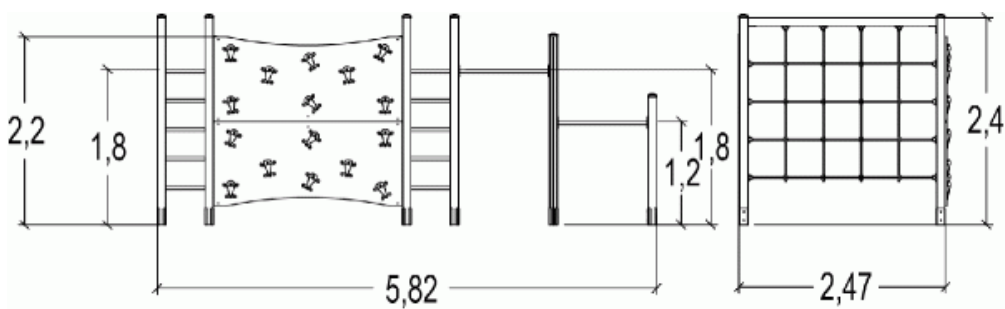
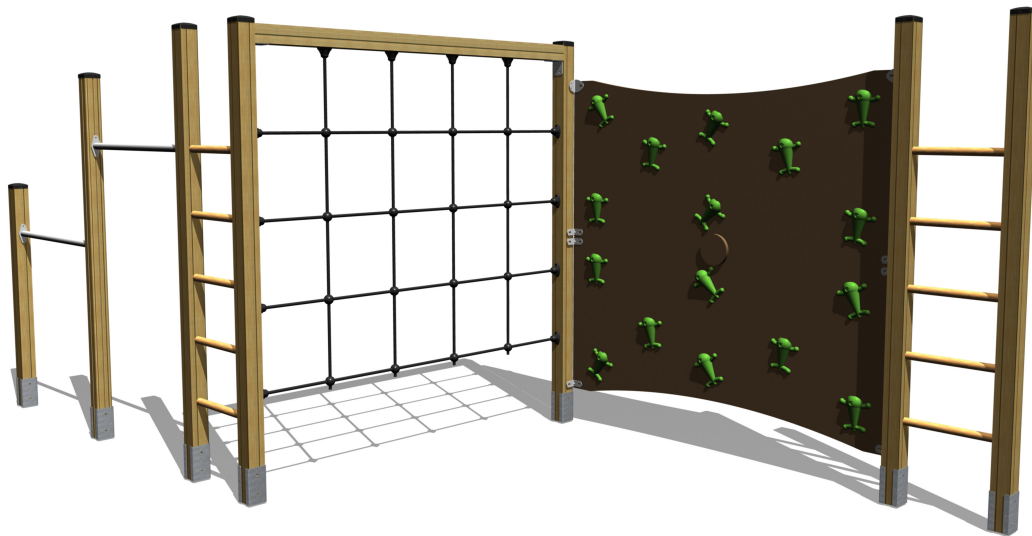



Physical inclusion
Sensory inclusion
Cognitive inclusion



Play value : **4**

climbing



x1

climbing



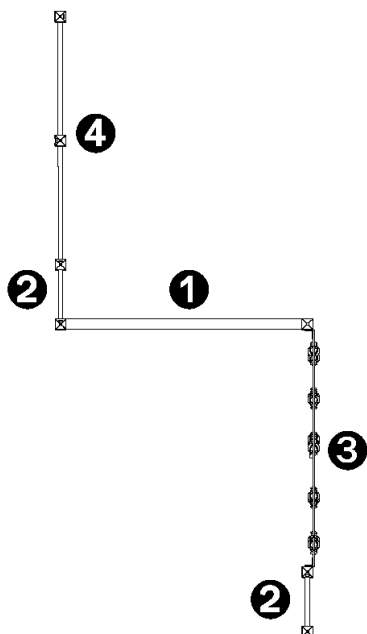
x1

getting across



x2



Components

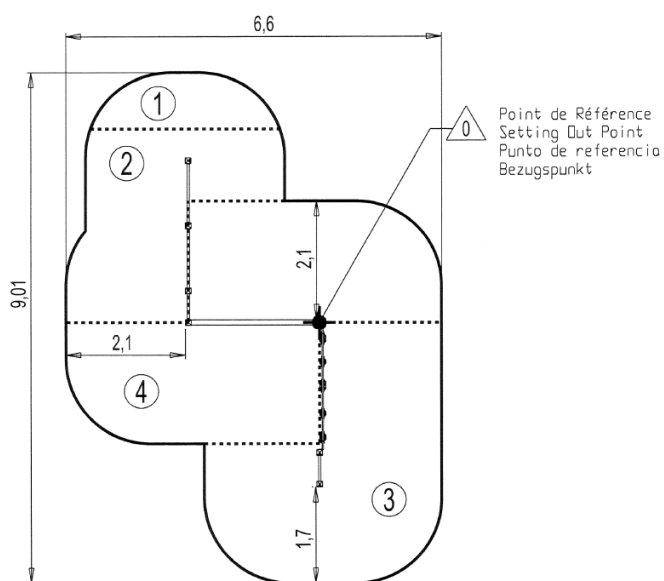


- ① Climbing net
- ② Step ladder
- ③ Climbing wall
- ④ Horizontal bar HT: 1.2m et 1.8m

Installation of equipment

IMPORTANT: It is essential to refer to the installation instructions for information on the size of the safety areas.

-  Impact area (minimum normative surface)
-  Free space



| | | |
|---|-------|--------------------|
| 1 | 1,20m | 3m ² |
| 2 | 1,8m | 9m ² |
| 3 | 2,2m | 14m ² |
| 4 | 2,4m | 18,5m ² |



2



05h00



0.2m³



44.5m²



250kg



42kg

EN

1176