


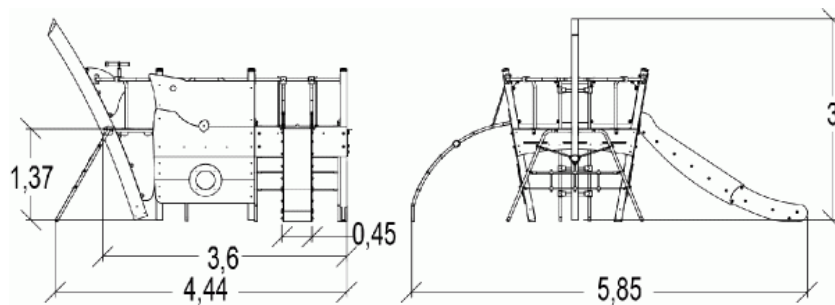









 **3+**
 **17**
 **1,37m**




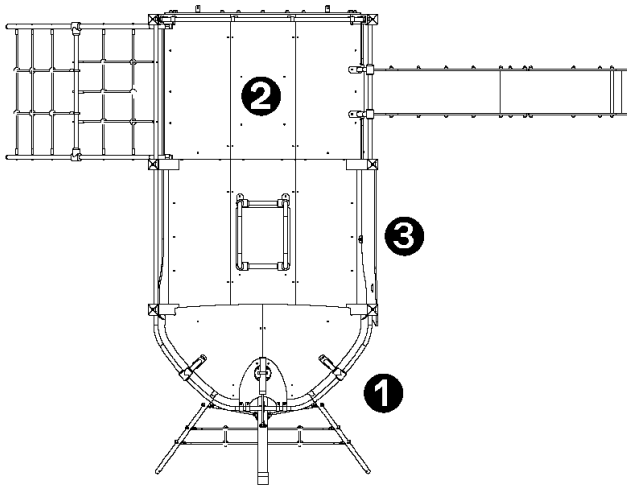
Physical inclusion
Sensory inclusion
Cognitive inclusion



Play value : 16

role play	sliding	meeting	handling	hiding	tactile stimulation	visual stimulation	climbing
							
x2	x1	x2	x1	x2	x1	x2	x3
getting across							
							
x2							

Components

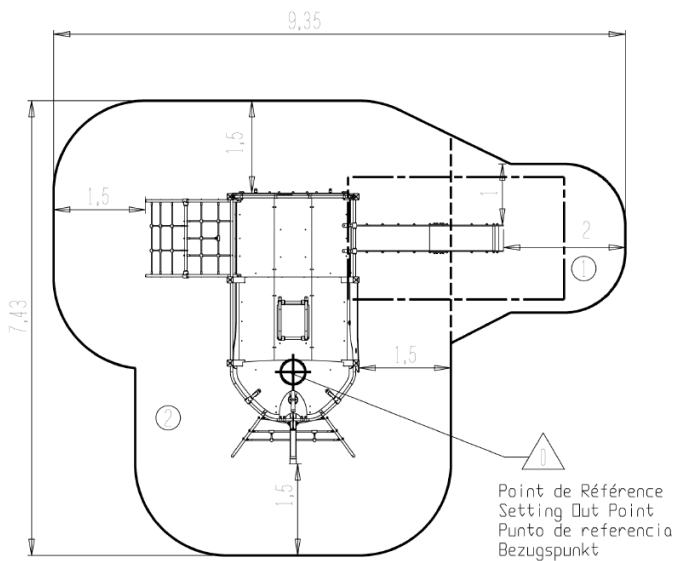


- ❶ THE STERN
- ❷ NET + SLIDE
- ❸ GUARD RAILS

Installation of equipment

IMPORTANT: It is essential to refer to the installation instructions for information on the size of the safety areas.

- Impact area (minimum normative surface)
- Free space



1	1m	7m ²
2	1,37m	42,5m ²



2

32h00

0.5m³

49.5m²

666kg

33kg

EN

1176