


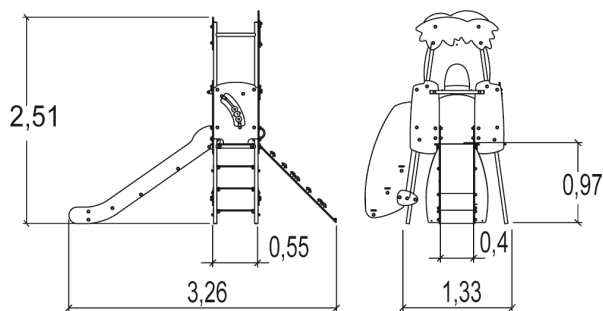
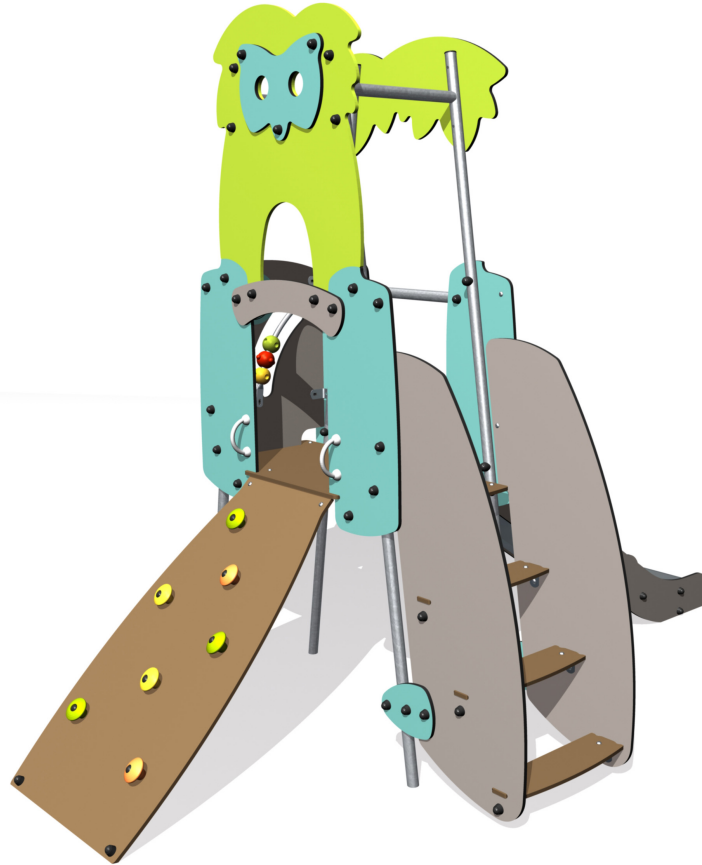
 **2+**
 **10**
 **1m**



 1 = 3,26m
 2 = 1,73m
 3 = 2,59m



Physical inclusion
Sensory inclusion
Cognitive inclusion



Play value :

8

climbing



x1

role play



x1

sliding



x1

meeting



x2

handling



x1

visual stimulation



x1



climbing

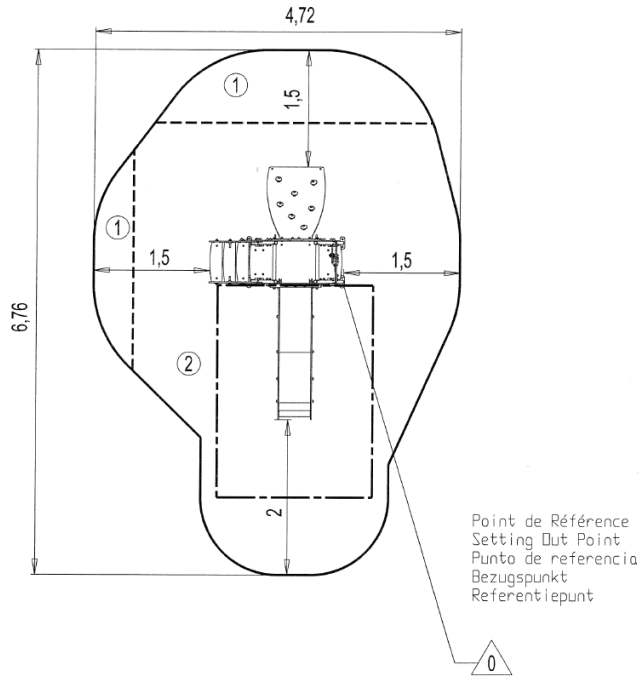


x1

Installation of equipment

IMPORTANT: It is essential to refer to the installation instructions for information on the size of the safety areas.

-  Impact area (minimum normative surface)
-  Free space



1	0,6m	3,5m ²
2	1m	20m ²



2

03h00

0m³

24m²

168kg

14kg

EN

1176