



2+



12



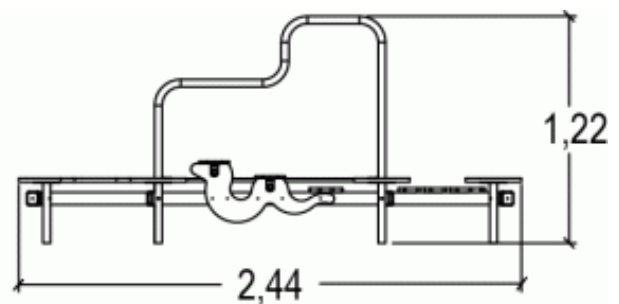
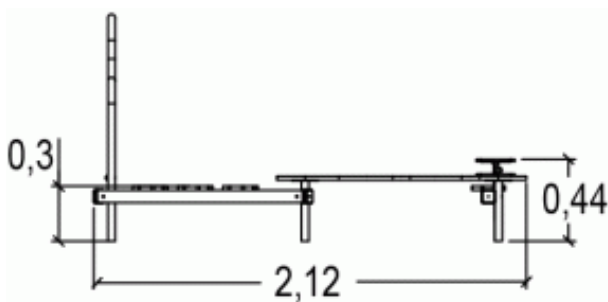
0,45m



1 = 2,44m  
2 = 2,12m  
3 = 1,22m



Physical inclusion  
Sensory inclusion  
Cognitive inclusion



Play value : 2

meeting



x1



balancing

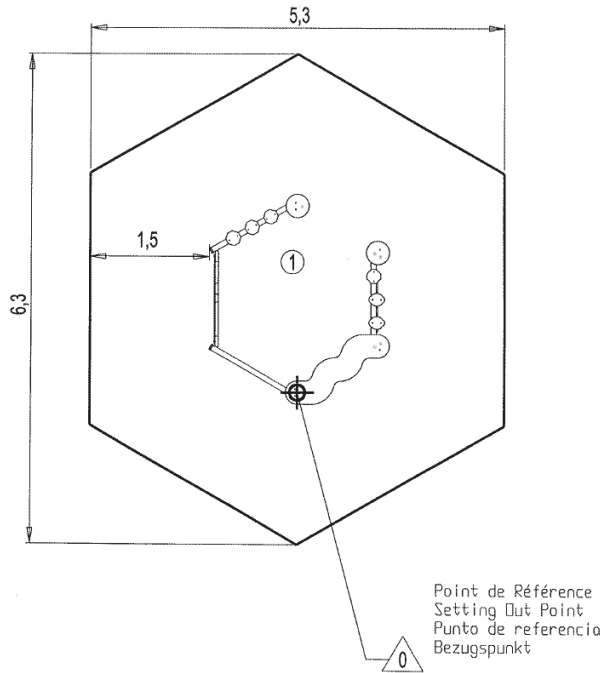




x1

## Installation of equipment

**IMPORTANT:** It is essential to refer to the installation instructions for information on the size of the safety areas.

-  Impact area (minimum normative surface)
-  Free space



		
1	0,45m	25m <sup>2</sup>



2



02h00



0.2m<sup>3</sup>



26.5m<sup>2</sup>



35kg



9kg

