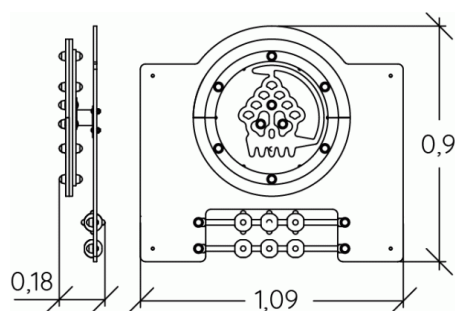



Physical inclusion
Sensory inclusion
Cognitive inclusion



Installed on G3422/G3425 posts




Play value : **4**

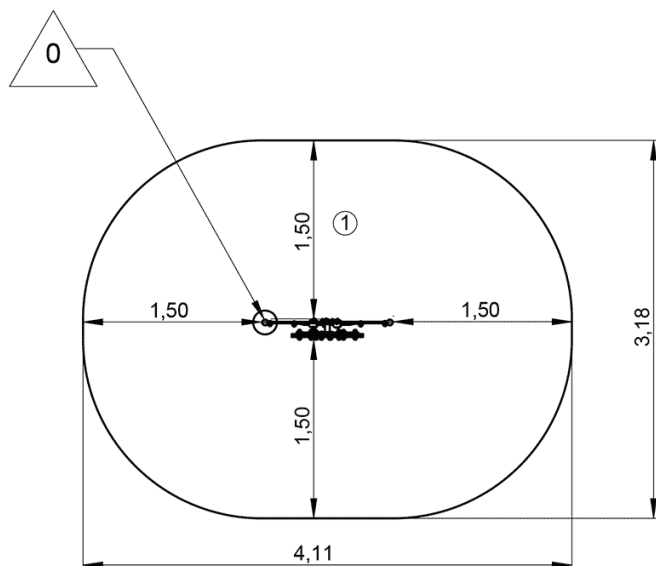
meeting	handling	thinking	tactile stimulation
x1	x1	x1	x1



Installation of equipment

IMPORTANT: It is essential to refer to the installation instructions for information on the size of the safety areas.

 Impact area (minimum normative surface)

 Free space



		
1	0m	11m ²



2



00h45



0m³



11m²



34kg



17kg

