



3+



25



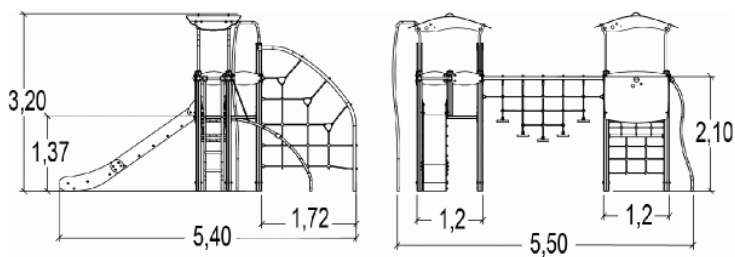

2,6m



1 = 5,4m  
2 = 5,5m  
3 = 3,2m



Physical inclusion  
Sensory inclusion  
Cognitive inclusion



Play value : **12**

sliding



x2

meeting



x2

balancing



x1

taking shelter



x2

climbing



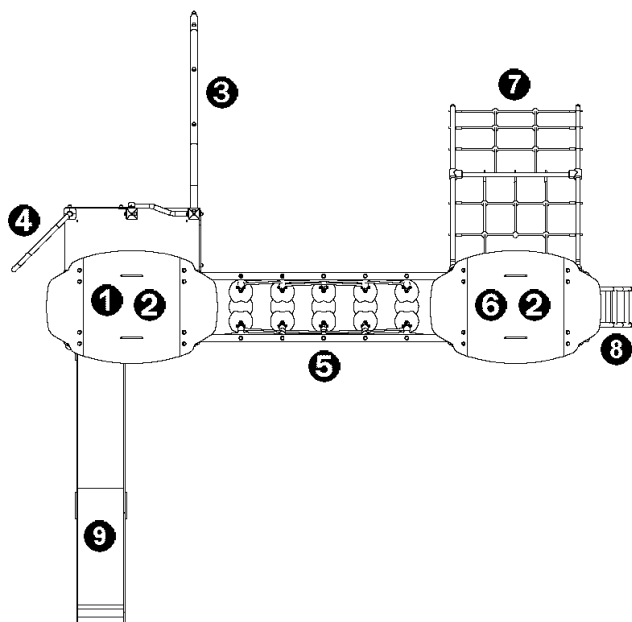
x3

getting across



x2



## Components

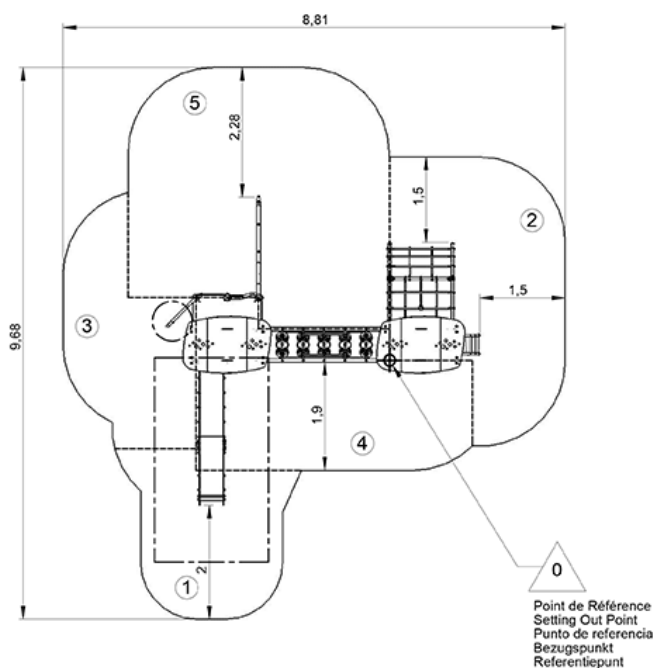


- ① Square platform
- ② Roof
- ③ Arch net H: 1.37m
- ④ Fireman's pole H: 1.37m
- ⑤ Floating steps
- ⑥ Rectangular platform
- ⑦ Incline net H: 1.37m
- ⑧ Curved ladder
- ⑨ Slide H: 1.37m

## Installation of equipment

**IMPORTANT:** It is essential to refer to the installation instructions for information on the size of the safety areas.

-  Impact area (minimum normative surface)
-  Free space



1	1m	7m <sup>2</sup>
2	1,37m	13m <sup>2</sup>
3	2m	7m <sup>2</sup>
4	2,1m	12m <sup>2</sup>
5	2,6m	19m <sup>2</sup>



2

18h00

0.4m<sup>3</sup>

58m<sup>2</sup>

512kg

22kg

EN

1176