



2+



35



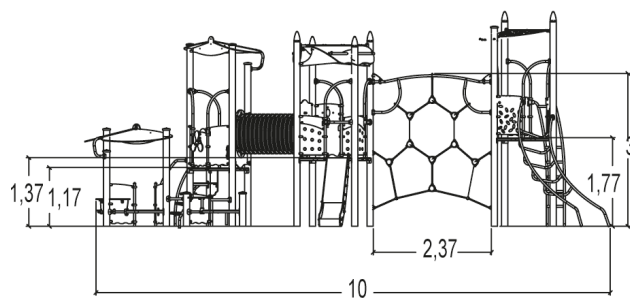
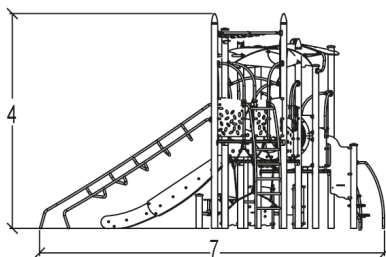
3m



1 = 10m  
2 = 7m  
3 = 4m



Physical inclusion  
Sensory inclusion  
Cognitive inclusion



Play value : **24**

role play



x2

sliding



x1

meeting



x5

resting



x2

handling



x1

crawling



x1

hiding



x1

taking shelter



x4

visual stimulation



x1

climbing



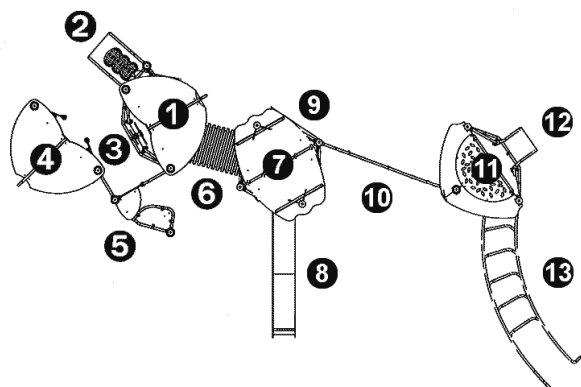
x4

getting across



x2

## Components

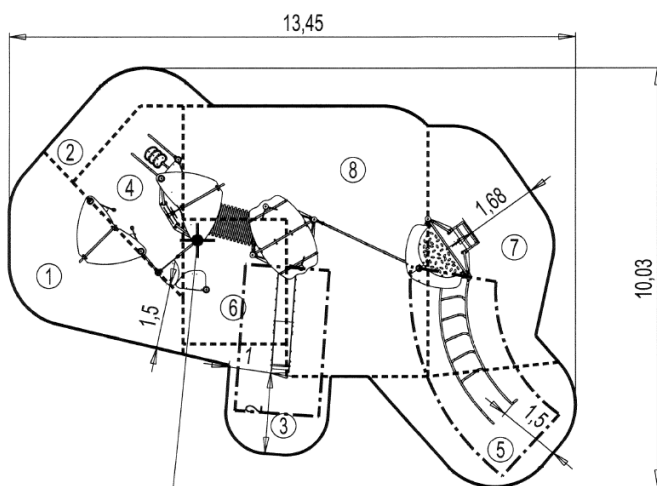


- ❶ Compact platform - 3 posts HT: 1.17m
- ❷ Steps - 2 years old
- ❸ Jet Plane Play Panel
- ❹ Playhouse
- ❺ Seat and table
- ❻ Tunnel
- ❼ Stainless steel Platform - 4 posts HT: 1.37m
- ❽ Stainless steel slide HT: 1.37m
- ❾ Porthole Play Panel
- ❿ Star net
- ⓫ Aluminium platform - 3 posts HT: 1.77m
- ⓬ Curved ladder HT: 1.77m
- ⓭ The Torrent

## Installation of equipment

**IMPORTANT:** It is essential to refer to the installation instructions for information on the size of the safety areas.

- Impact area (minimum normative surface)
- Free space



0 Point de Référence  
Setting Out Point  
Punto de referencia  
Bezugspunkt  
Referentiepunt



1	0,55m	11,5m <sup>2</sup>
2	0,9m	4m <sup>2</sup>
3	1m	6m <sup>2</sup>
4	1,17m	7m <sup>2</sup>
5	1,3m	10m <sup>2</sup>
6	1,37m	7,5m <sup>2</sup>
7	1,77m	15,5m <sup>2</sup>
8	3m	28,5m <sup>2</sup>



2

27h00

1.2m<sup>3</sup>

89.5m<sup>2</sup>

1176kg

34kg

EN

1176