


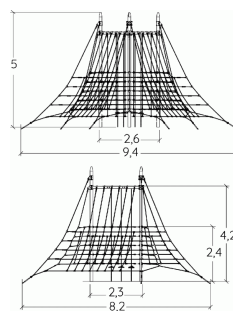

6+ **35** **2,6m**



1 = 8,15m
 2 = 9,4m
 3 = 5m



Physical inclusion
 Sensory inclusion
 Cognitive inclusion



Play value : **6**

meeting



x1

resting



x1

hanging



x1

balancing



x1

climbing



x1

getting across



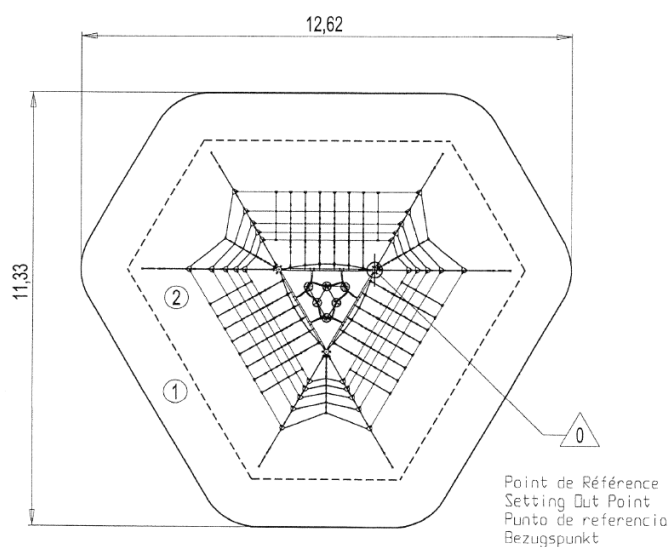
x1

Installation of equipment

IMPORTANT: It is essential to refer to the installation instructions for information on the size of the safety areas.

———— Impact area (minimum normative surface)

- - - - - Free space



1	1,5m	43m ²
2	2,6m	67m ²



4



04h00



5.6m³



110m²



445kg



40kg

EN

1176