



2+



20



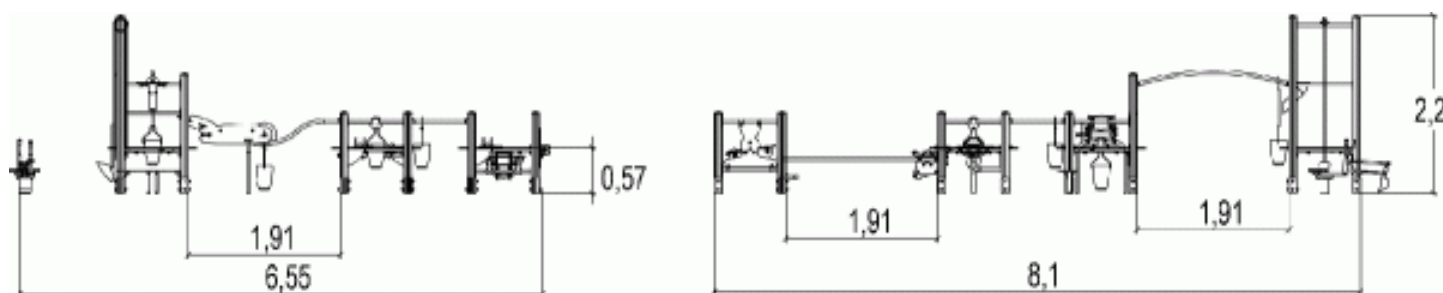
0,6m



1 = 8,1m  
2 = 6,55m  
3 = 2,2m



Physical inclusion  
Sensory inclusion  
Cognitive inclusion



Play value : **44**

role play



x2

meeting



x5

resting



x1

handling



x13

thinking



x8

tactile stimulation



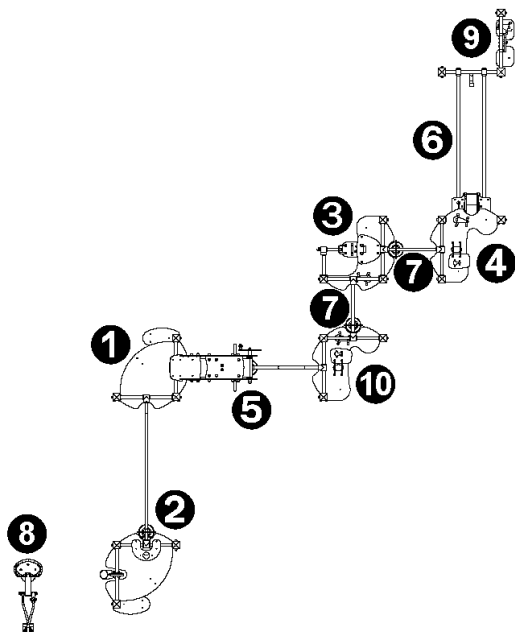
x13

climbing



x2

## Components

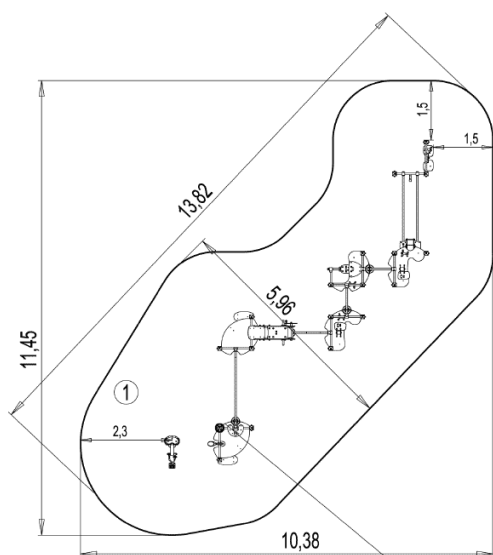


- 1 Relay
- 2 The Crane & Bridge
- 3 Mould
- 4 Press
- 5 Conveyor belt
- 6 Transporter
- 7 Bucket
- 8 Digger
- 9 Scale
- 10 Stencil



## Installation of equipment

**IMPORTANT:** It is essential to refer to the installation instructions for information on the size of the safety areas.

-  Impact area (minimum normative surface)
-  Free space



Point de Référence  
Setting Out Point  
Punto de referencia  
Bezugspunkt

		
1	<0,6m	65m <sup>2</sup>



2



08h00



0.7m<sup>3</sup>



65m<sup>2</sup>



472kg



21kg

