
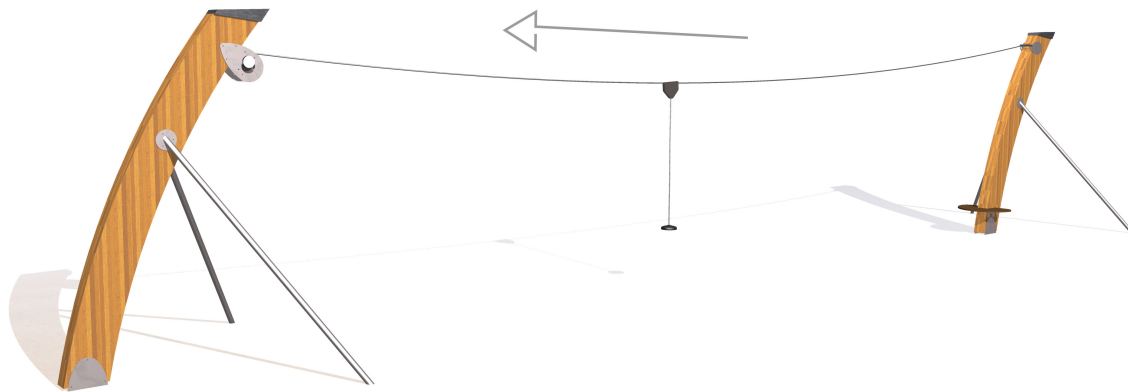


Physical inclusion
Sensory inclusion
Cognitive inclusion



Cableway (on a natural slope)



Play value : **3**

sliding



x1

meeting



x1



getting across





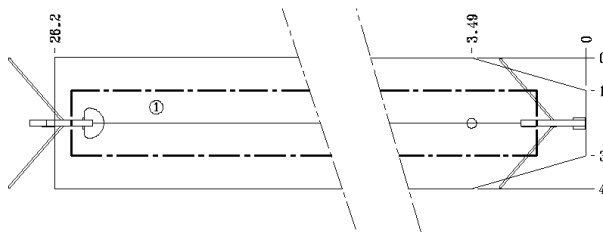
x1

Installation of equipment

IMPORTANT: It is essential to refer to the installation instructions for information on the size of the safety areas.

-  Impact area (minimum normative surface)
-  Free space

		
1	1m	103m ²



2



09h00



1.66m³



103m²



536kg



157kg

