



2+



24



1,17m



1 = 4,83m 2 = 3,66m 3 = 2,93m



Play value

climbing



x2

sliding



x2

climbing



x2

getting across



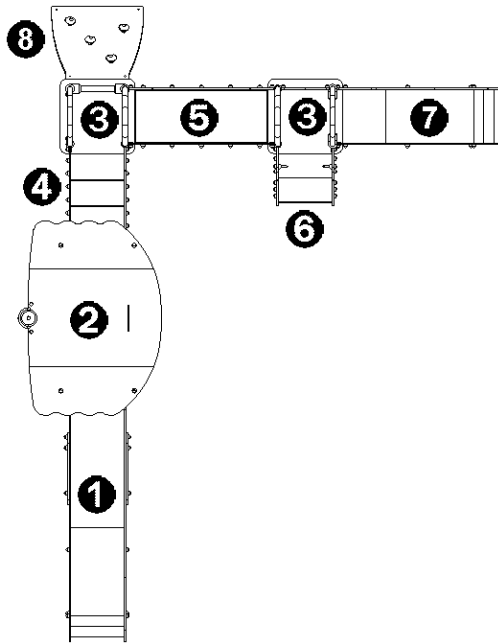
x1

meeting / role play



x2

Number of play elements: 9

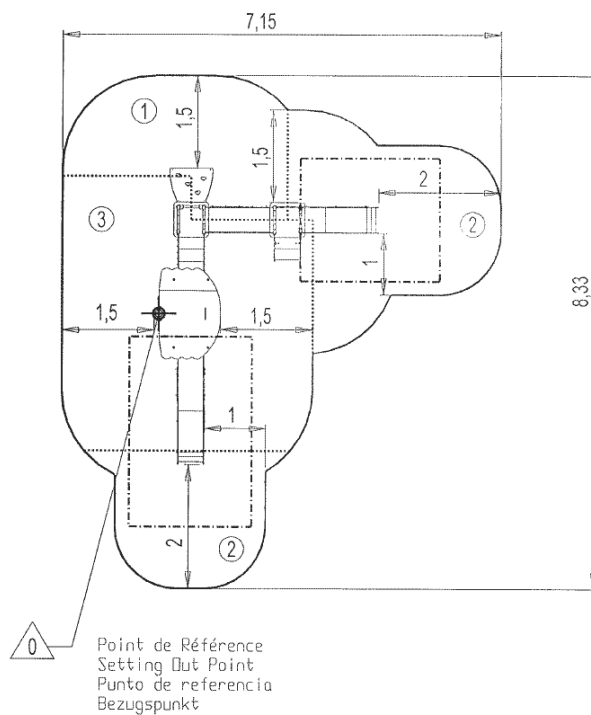


- ① Slide HT: 1.17m - G3802
- ② Tower HT: 1.17m - G3830
- ③ Platform HT: 0.6m - G3811
- ④ Connecting staircase - G3814
- ⑤ Walkway - G3813
- ⑥ Steps - G3812
- ⑦ Slide HT: 0.6m - G3819
- ⑧ Slope - G3820
- ⑨ Mur escalade pf toit - G3836

Installation of equipment

Impact area =

- Impact area
- Free space



1	0,6m	6,5m ²
2	1m	14,5m ²
3	1,17m	17m ²



2



22h00



0.25m³



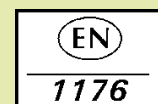
38m²



395kg



21kg



Proludic

2009-09-01