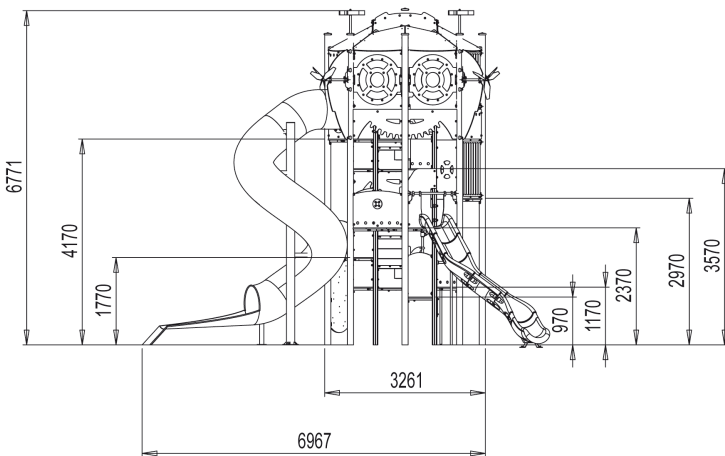





1=6.1m 2=8.3m 3=6.8m




OTHER INFORMATION



25 players



HCL= 2.37m



3+

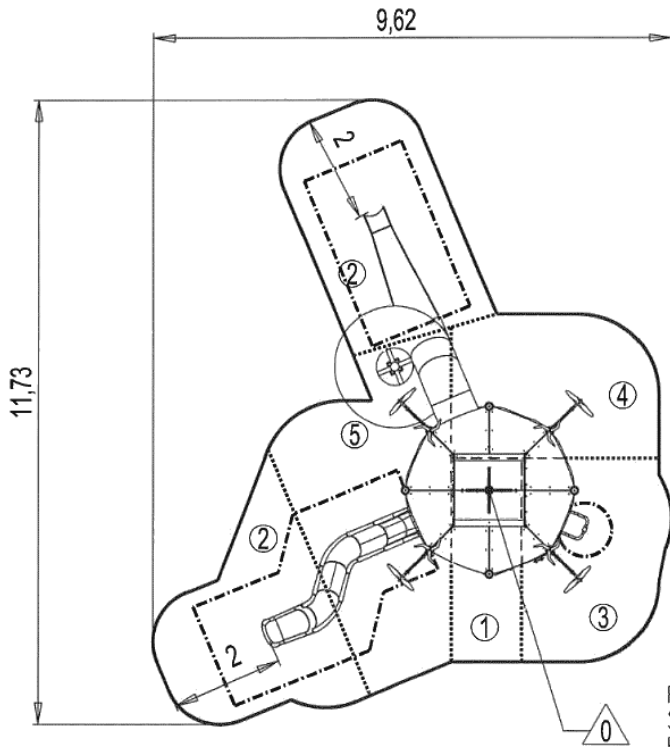
Total weight = 2332 kg

Heaviest part = 64 kg

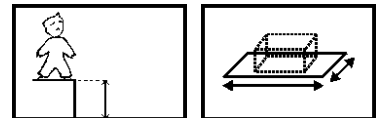
Installation of equipment

Impact area =

-  Impact area
-  Free space




Point de Référence
Setting Out Point
Punto de referencia
Bezugspunkt



①	0.97m	5m ²
②	1m	23m ²
③	1.17m	9.5m ²
④	1.77m	10m ²
⑤	2.37m	16m ²

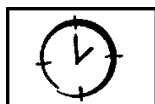
INSTALLATION



2.7m³



4



99h00

CERTIFICATIONS



Proludic