



6+



20



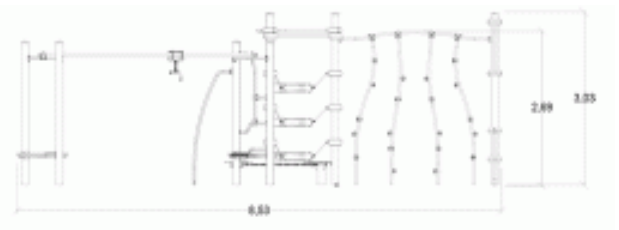
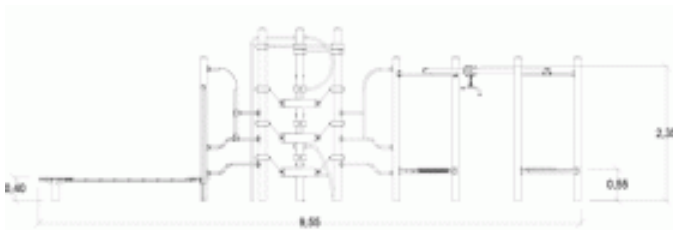
2,72m



1 = 9,57m
2 = 8,53m
3 = 3,03m



Physical inclusion
Sensory inclusion
Cognitive inclusion



Play value : **14**

climbing



x1

sliding



x1

hanging



x1

balancing



x3

climbing



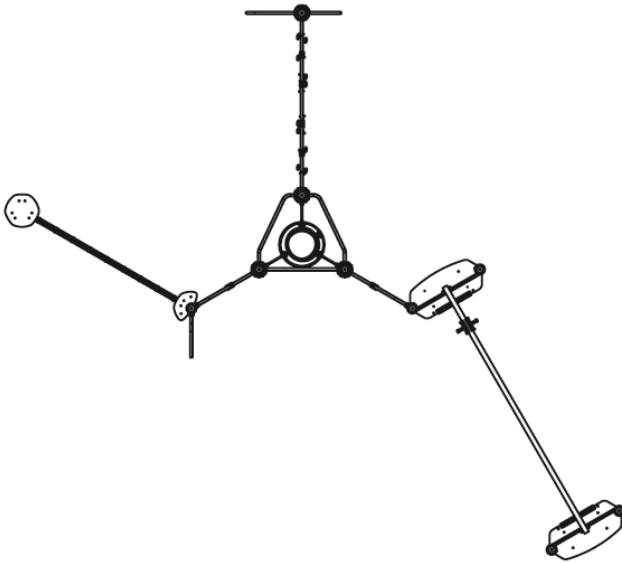
x4

getting across



x4



Components

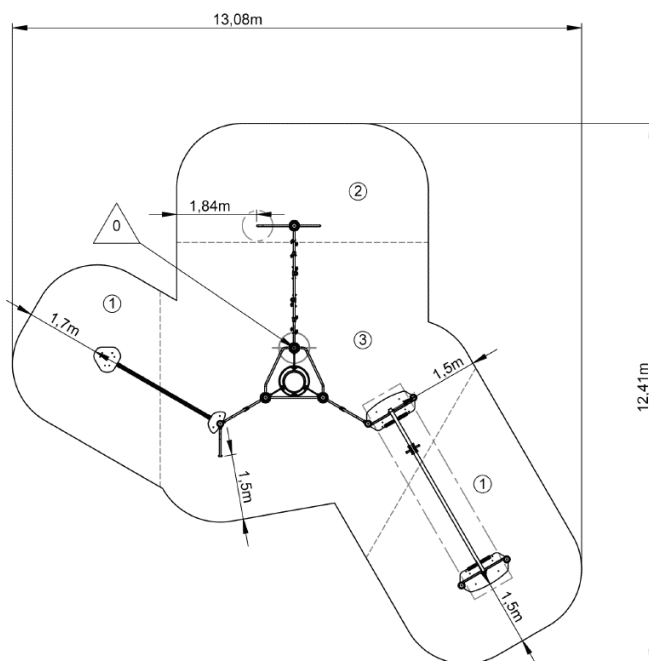


- ❶ Parrot mast
- ❷ Interconnection
- ❸ Balance sling
- ❹ Cableway
- ❺ Climbing buoy
- ❻ Tubes wall

Installation of equipment

IMPORTANT: It is essential to refer to the installation instructions for information on the size of the safety areas.

-  Impact area (minimum normative surface)
-  Free space



1	<0,6m	33,5m ²
2	2m	6m ²
3	2,72m	42,5m ²



2



05h00



1.2m³



82m²



288kg



14kg

