


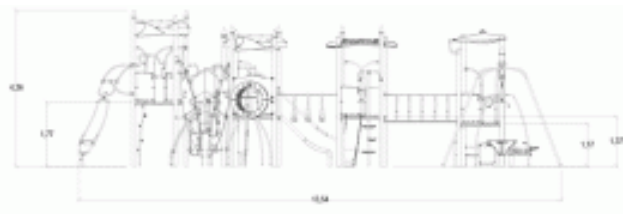
 **3+**
 **45**
 **2,9m**

















 1 = 17,56m
 2 = 13,54m
 3 = 4,36m



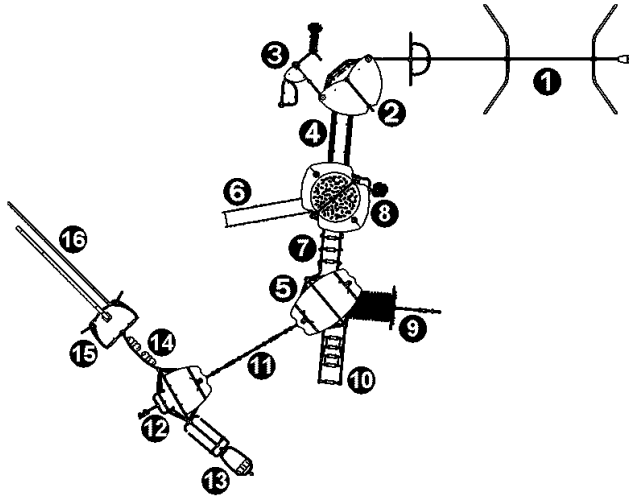
Physical inclusion
Sensory inclusion
Cognitive inclusion



Play value : 35

climbing  x1	role play  x1	sliding  x2	meeting  x5	resting  x2	handling  x1	hanging  x1	crawling  x1
swinging  x1	hiding  x1	balancing  x3	rotating  x1	taking shelter  x3	climbing  x7	getting across  x5	

Components

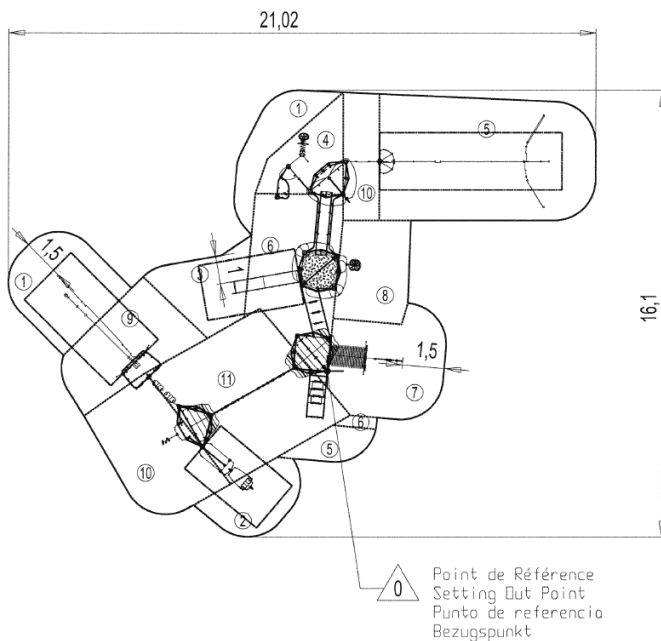


- ❶ Cableway
- ❷ Compact platform - 3 posts HT: 1.17m
- ❸ Seat and table
- ❹ Straight walkway
- ❺ Stainless steel Platform - 4 posts HT: 1.37m
- ❻ Stainless steel slide HT: 1.37m
- ❼ Uneven walkway
- ❽ Aluminium platform - 4 posts HT: 1.37m
- ❾ Corkscrew Tunnel HT: 1.37 / 1.77m
- ❿ Swinging steps HT: 1.37m
- ⓫ Butterfly wall
- ⓬ Stainless steel Platform - 3 posts HT: 1.77m
- ⓭ Gyro
- ⓮ Übergang
- ⓯ Balcony HT: 1,95m
- ⓰ Turbo slide HT: 1,95m

Installation of equipment

IMPORTANT: It is essential to refer to the installation instructions for information on the size of the safety areas.

- Impact area (minimum normative surface)
- Free space



1	<0,6m	18,5m ²
2	0,7m	7m ²
3	1m	8,5m ²
4	1,17m	7m ²
5	1m	36m ²
6	1,37m	18m ²
7	1,5m	14,5m ²
8	1,7m	9,5m ²
9	1,95m	12,5m ²
10	2,1m	20m ²
11	2,9m	24m ²



4

43h00

1.8m³

175.5m²

1813kg

65kg

EN

1176