


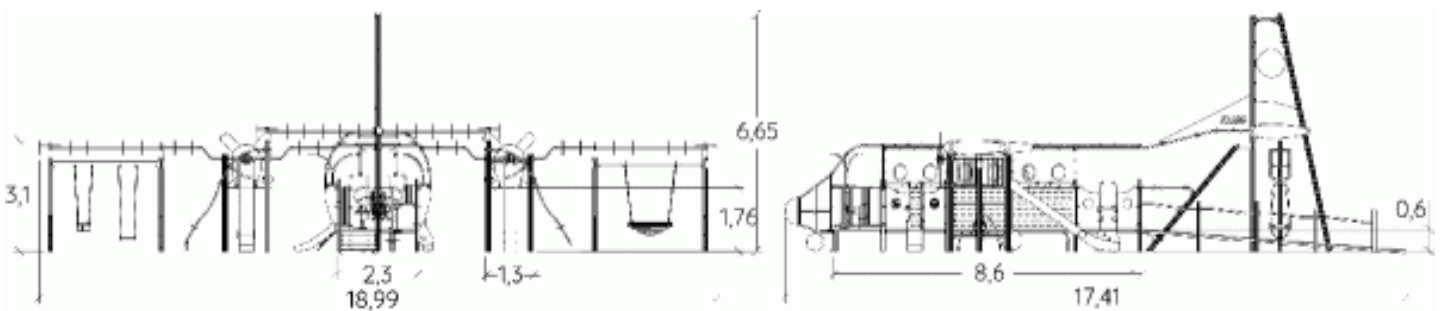
 **2+**
 **60**
 **2m**














 1 = 18,99m
 2 = 17,41m
 3 = 6,65m



Physical inclusion
Sensory inclusion
Cognitive inclusion



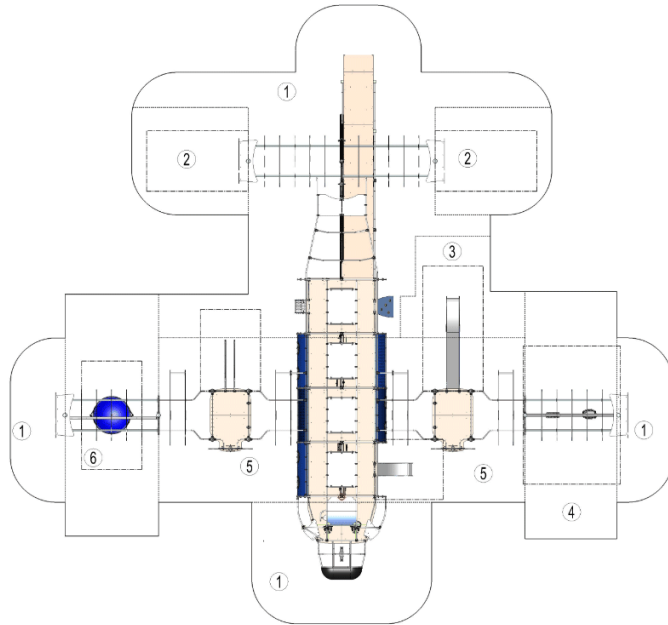
Play value : **15**

role play	sliding	meeting	resting	handling	swinging	hiding	rotating
							
x1	x2	x1	x1	x1	x1	x1	x3
sound stimulation	tactile stimulation	visual stimulation	climbing				
							
x1	x1	x1	x1				

Installation of equipment

IMPORTANT: It is essential to refer to the installation instructions for information on the size of the safety areas.

-  Impact area (minimum normative surface)
-  Free space



1	<0,6m	105m ²
2	0,7m	28m ²
3	1m	17m ²
4	1,4m	24m ²
5	1,77m	68m ²
6	2m	20m ²



4

40h00

0m³

262m²

3885kg

63kg

EN

1176