



3-6



15



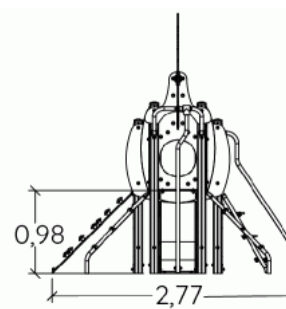
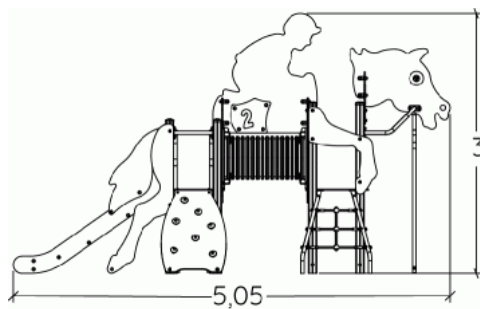

1m



1 = 5,05m
2 = 2,77m
3 = 3m



Physical inclusion
Sensory inclusion
Cognitive inclusion



Play value :

11

climbing



x4

role play



x1

sliding



x2

meeting



x2

crawling



x1

hiding



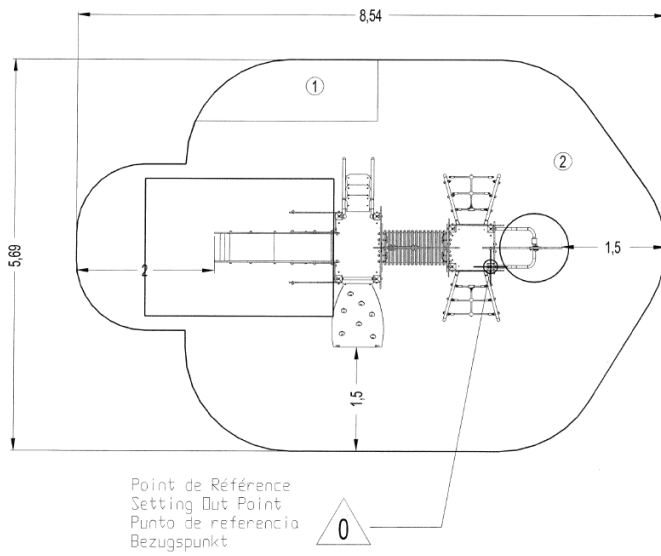
x1

Installation of equipment

IMPORTANT: It is essential to refer to the installation instructions for information on the size of the safety areas.

———— Impact area (minimum normative surface)

- - - - - Free space



| | | |
|---|------|------------------|
| 1 | 0,6m | 2m ² |
| 2 | 1m | 36m ² |



0



0m³



38m²



503kg



33kg

