



sliding




■ Fireman's pole

The pole enables children to take on the role of a fireman and slide down with their legs wrapped around the pole, whilst gripping with their hands. The height of the pole (3.4m) means that it provides a challenge at a testing height for the junior age group. The curved shape of the stainless steel pole adds to the design appeal and play experience.



■ Slide

The slide enables users to experience the ever popular pleasure of sliding down to the ground from platforms located at a height of 1.17m or 1.37m. A protective bar at the top of the slide prevents any accidental falls, as well as providing a support for users installing themselves on the slide bed.



■ Speed Slide


The modern, innovative design of the speed slide encourages users to try out numerous different ways of coming down it or even climbing up it. By placing their legs either side of the bars, on top or underneath, as they come down, it's the users who make up the rules. Climbing up is even more challenging, as children pull themselves up in much the same way as someone climbing up a rope.

handling



■ Morpion

handling



■ 4 a la ligne

balancing



■ Floating steps

The floating steps are a unique play experience that can be used to move between two platforms. The innovative design features rubber steps that are both free moving and also at the same time connected to one another. Each forward step that the child takes requires them to master their balance on the rubber steps that swing backwards, forwards and sideways. The steps are manufactured from non-slip rubber, providing extra grip for users underfoot.

climbing



■ The curved ladder

<p>The curved shape of the stainless steel ladder adds an extra design and play dimension to this platform access. Each of the rungs is extra wide allowing children to steady themselves and comfortably place two hands or feet on each hold.</p>



■ Curved climbing net

The net is accessed from ground level and provides an access to a platform (1.37m or 1.77m) on the multi-play unit. Balance and coordination is tested by the moving ropes and the curved shape of the element. An additional challenge comes in the form of being able to constantly see the distance to the ground below.



■ Climbing net

The unique design of the net with its holes of different sizes and shapes means that no two routes across it are the same. Its transparent design creates a real 3D experience, with users being able to easily cross from one side to another. Thanks to its large surface area (3m wide) it can cater for a large number of users at any one time. Children use their creativity to design new routes, and their strength and agility to navigate around the net before accessing a platform.


climbing



■ Curved ladder

The curved shape ergonomic of the stainless steel ladder adds an extra design and play dimension to this platform access. It requires children to use strength and balance to climb the rungs of the ladder, before using their spatial awareness to negotiate the gap between the ladder and the platform.

meeting / role play




■ Rectangular platform

The large size of the platform (1.2m by 0.6m) means that it can be used as both the centre point of a number of play activities and also an area for users to take a break. The platform is manufactured from non-slip HPL, providing users with additional grip under foot.

1m37: height for younger users looking to learn and develop climbing and balancing techniques.

1m77: height for users in search of intermediate to advanced play challenges.



■ Square platform

The size of the square platform (1.2m x 1.2m) means that it can cater for a large number of users at any one time. Up to 4 separate play elements can be connected to the square tower. The platform is manufactured from non-slip HPL, providing users with additional grip under foot.

1m37: height for younger users looking to learn and develop climbing and balancing techniques.

1m77: height for users in search of intermediate to advanced play challenges.



■ Curved bridge

This curved bridge provides an obstacle free connection between two platforms. The arched shape provides additional visual appeal to users. Its dimensions mean that users can easily pass each other, increasing the capacity of the unit and also reassuring children who prefer to take their time before attempting the next element.

Crossing the bridge involves going up one side before coming down the other, increasing play value for users.