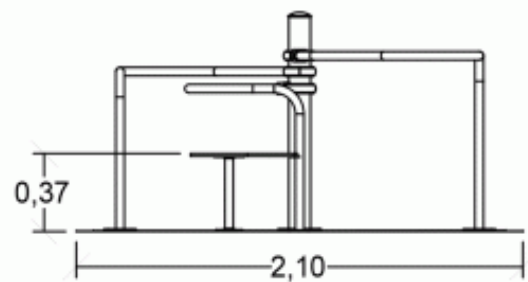
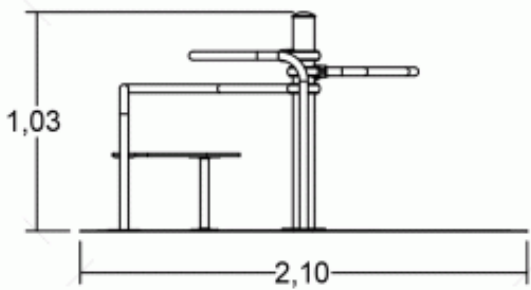


Physical inclusion  
Sensory inclusion  
Cognitive inclusion



**Play value :** **3**

meeting



x1

balancing



x1



rotating

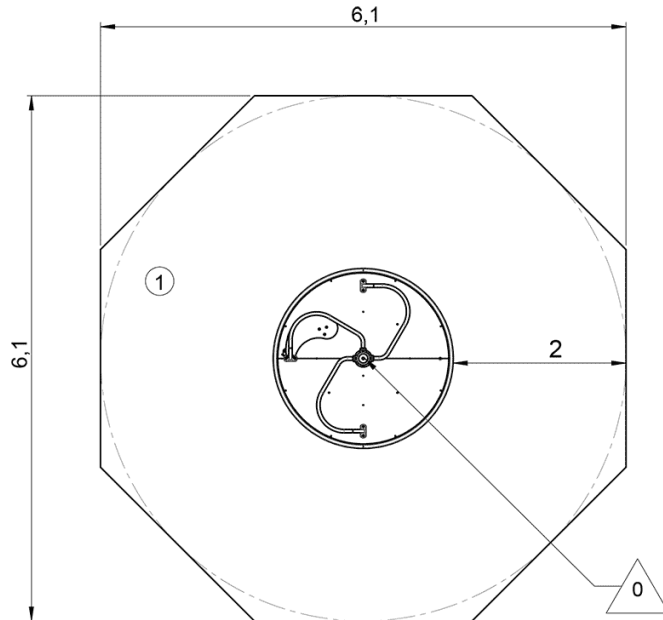




x1

## Installation of equipment

**IMPORTANT:** It is essential to refer to the installation instructions for information on the size of the safety areas.

-  Impact area (minimum normative surface)
-  Free space



		
1	1m	27,5m <sup>2</sup>



2



03h00



0.4m<sup>3</sup>



27.5m<sup>2</sup>



303kg



270kg

