



2-6



22



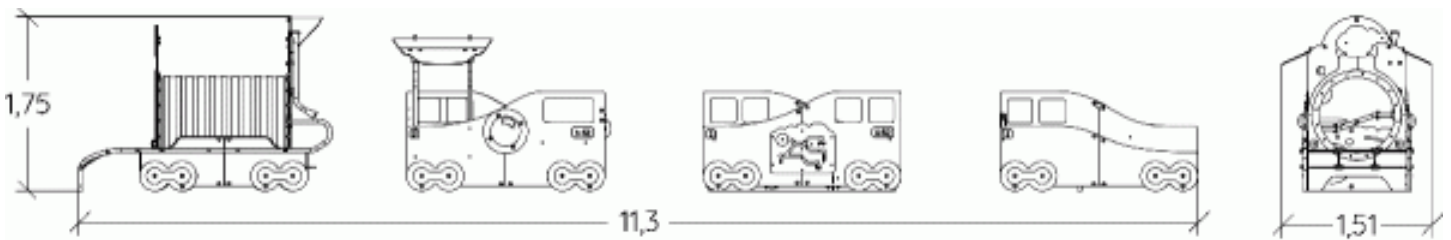
0,6m



1 = 11,3m  
2 = 1,51m  
3 = 1,75m



Physical inclusion  
Sensory inclusion  
Cognitive inclusion





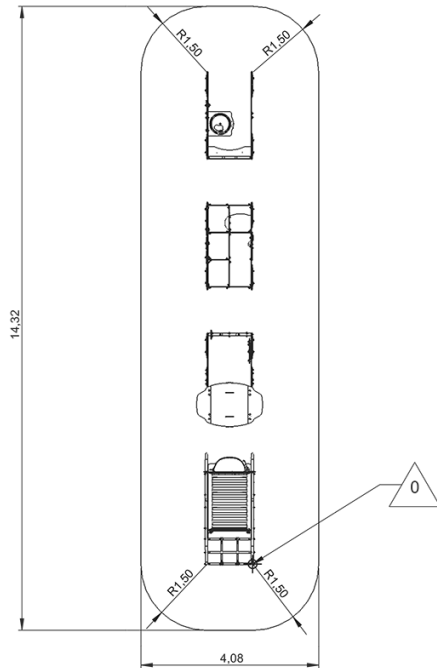
Play value : **28**



role play  x4	meeting  x4	resting  x3	handling  x4	crawling  x1	hiding  x1	taking shelter  x1	thinking  x3
sound stimulation  x1	tactile stimulation  x1	visual stimulation  x3	climbing  x1	getting across  x1			

## Installation of equipment

**IMPORTANT:** It is essential to refer to the installation instructions for information on the size of the safety areas.

-  Impact area (minimum normative surface)
-  Free space



		
1	0,6m	57m <sup>2</sup>



2



10h00



0.6m<sup>3</sup>



57m<sup>2</sup>



461kg



16kg

