



4+



36



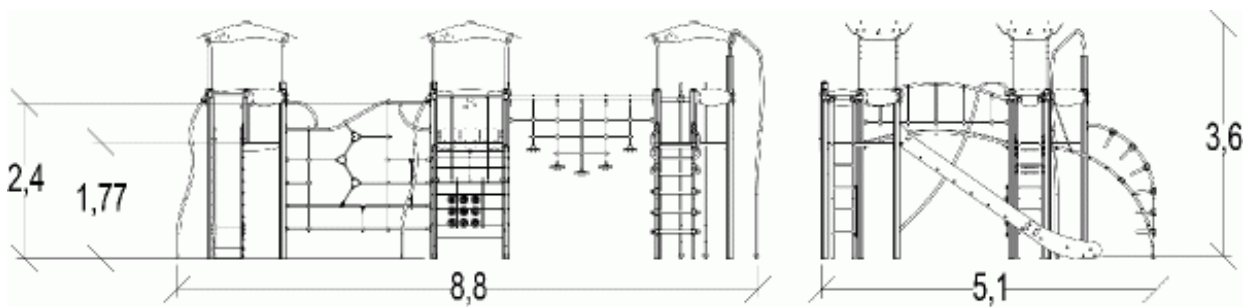
2,5m













1 = 8,92m  
2 = 5,11m  
3 = 3,62m



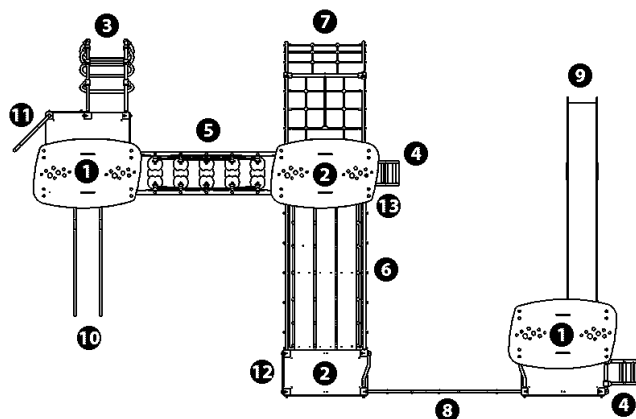
Physical inclusion  
Sensory inclusion  
Cognitive inclusion



Play value : **23**

role play	sliding	meeting	handling	balancing	taking shelter	thinking	visual stimulation
							
x1	x3	x4	x1	x1	x3	x1	x1
climbing	getting across						
							
x5	x3						



## Components

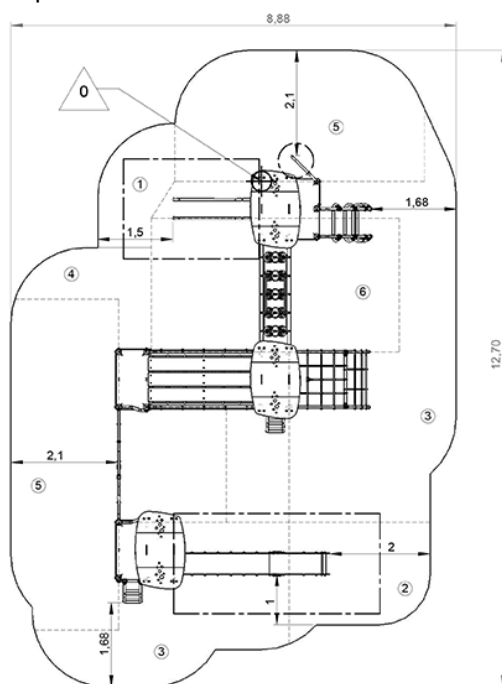




- ① Rectangular platform
- ② Square platform
- ③ Curved ladder
- ④ The curved ladder
- ⑤ Floating steps
- ⑥ Curved bridge
- ⑦ Curved climbing net
- ⑧ Climbing net
- ⑨ Slide
- ⑩ Speed Slide
- ⑪ Fireman's pole
- ⑫ 4 a la ligne
- ⑬ Morpion

## Installation of equipment

**IMPORTANT:** It is essential to refer to the installation instructions for information on the size of the safety areas.

-  Impact area (minimum normative surface)
-  Free space



		
1	0,6m	3m <sup>2</sup>
2	1m	7,5m <sup>2</sup>
3	1,77m	30m <sup>2</sup>
4	2,3m	8m <sup>2</sup>
5	2,4m	31,5m <sup>2</sup>
6	2,5m	13,5m <sup>2</sup>



3



15h00



0.8m<sup>3</sup>



93.5m<sup>2</sup>



1053kg



71kg

