



3+



23



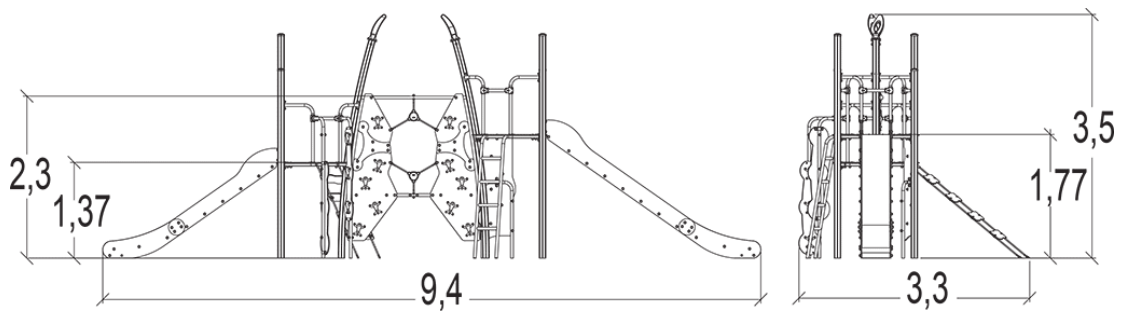

2,32m



1 = 9,42m
2 = 3,3m
3 = 3,49m



Physical inclusion
Sensory inclusion
Cognitive inclusion



Play value :

13

climbing



x3

sliding



x2

meeting



x2

balancing



x2

climbing



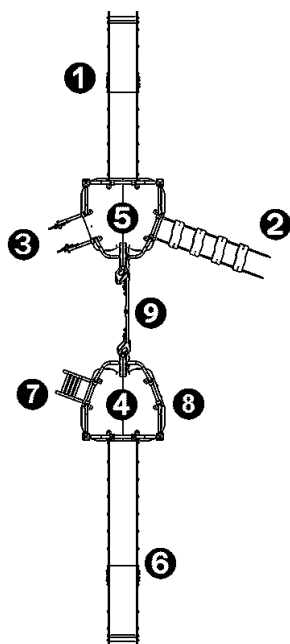
x3

getting across



x1



Components

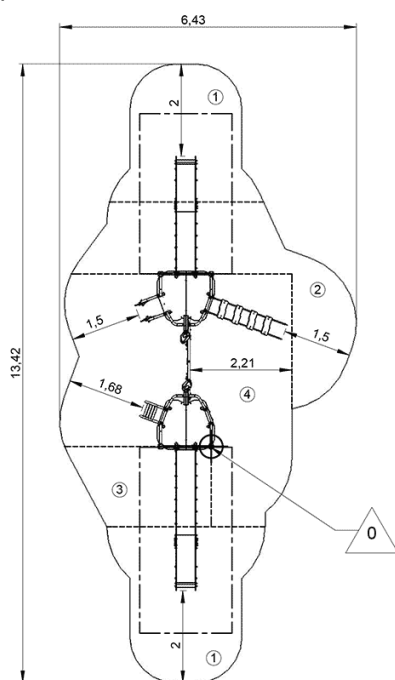


- ❶ Slide Ht : 1.37m
- ❷ Net ladder
- ❸ Climbing ladder
- ❹ Platform with no roof, Ht: 1,77m
- ❺ Platform with no roof, Ht: 1,37m
- ❻ Slide Ht : 1.77m
- ❼ Ladder Ht: 1.77m
- ❽ Climbing wall
- ❾ Butterfly climbing wall

Installation of equipment

IMPORTANT: It is essential to refer to the installation instructions for information on the size of the safety areas.

-  Impact area (minimum normative surface)
-  Free space



1	1m	16m ²
2	1,37m	10m ²
3	1,77m	5m ²
4	2,32m	21m ²



2

16h00

0.5m³

52m²

506kg

26kg

EN

1176