



5+



17



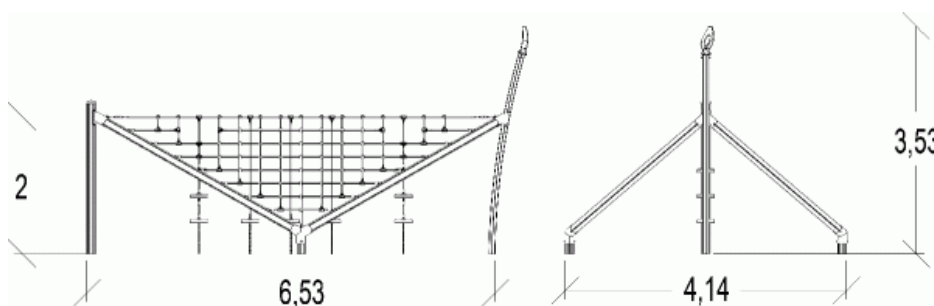

2m



1 = 6,53m
2 = 4,14m
3 = 3,53m



Physical inclusion
Sensory inclusion
Cognitive inclusion



Play value : **9**

resting



x3

balancing



x2

climbing



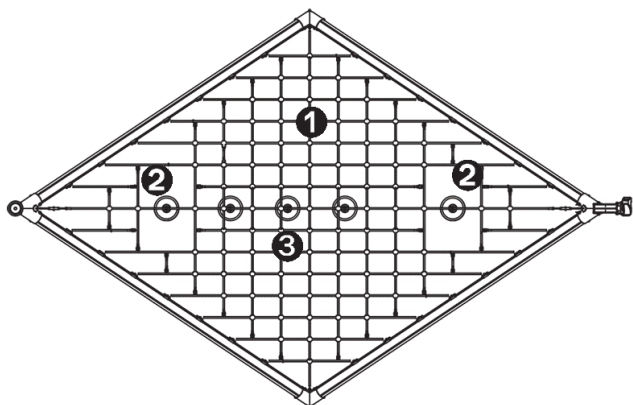
x3

getting across



x1



Components

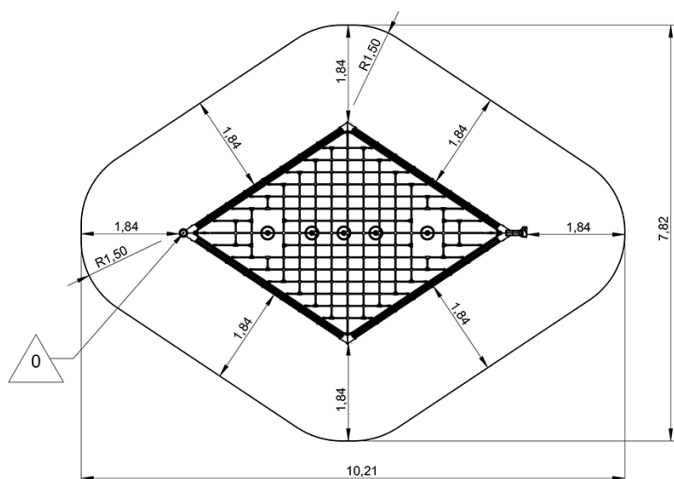




- ① Open Net
- ② Climbing rope
- ③ Suspended seat

Installation of equipment

IMPORTANT: It is essential to refer to the installation instructions for information on the size of the safety areas.

-  Impact area (minimum normative surface)
-  Free space



		
1	2m	52m ²



2



7h15



0.8m³



52m²



175kg



33kg

