



3+



22



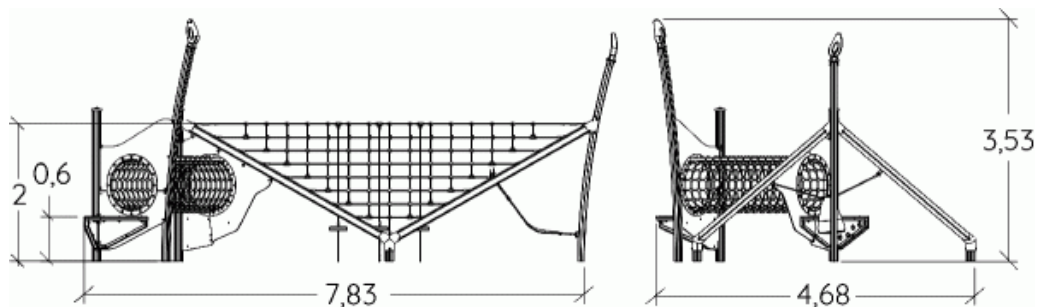
2m



1 = 7,83m  
2 = 4,64m  
3 = 3,53m



Physical inclusion  
Sensory inclusion  
Cognitive inclusion



Play value : **14**

climbing



x1

meeting



x1

resting



x5

handling



x1

crawling



x1

swinging



x1

tactile stimulation



x1

climbing



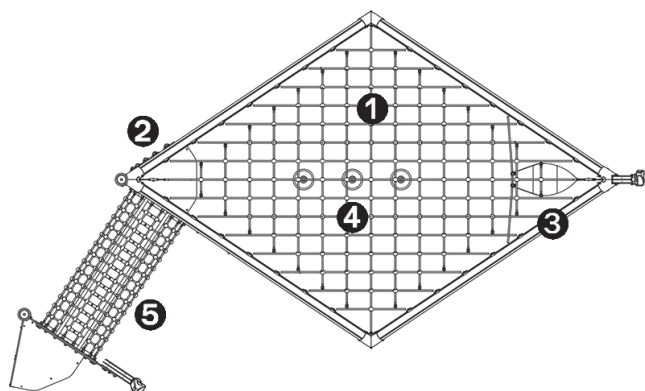
x1

getting across



x2

## Components

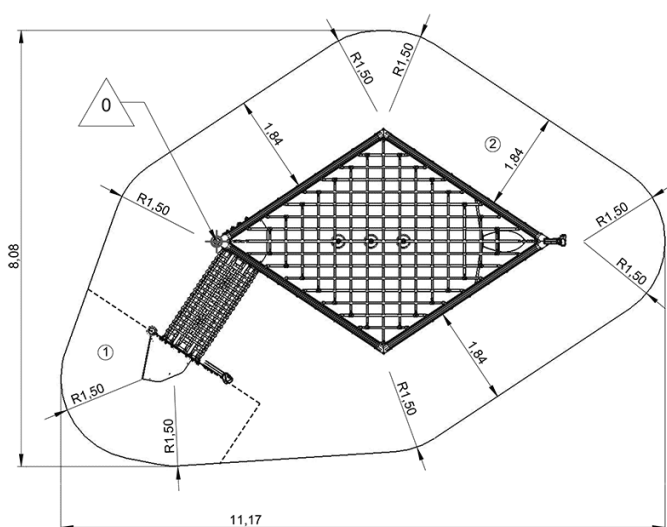


- 1 Net
- 2 Play pannel access
- 3 Hammock
- 4 Suspended seat
- 5 Net Tunnel

## Installation of equipment

**IMPORTANT:** It is essential to refer to the installation instructions for information on the size of the safety areas.

-  Impact area (minimum normative surface)
-  Free space



|   |       |                    |
|---|-------|--------------------|
| 1 | 0,65m | 7,5m <sup>2</sup>  |
| 2 | 2m    | 54,5m <sup>2</sup> |



2



11h30



0.9m<sup>3</sup>



62m<sup>2</sup>



380kg



39kg

