


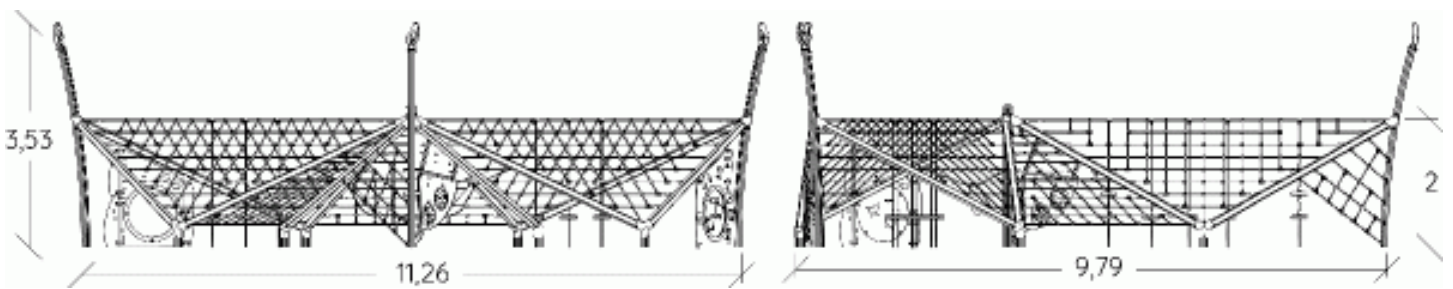











 3+
  64
  2m
 
 1 = 11,26m  
 2 = 9,79m  
 3 = 3,53m



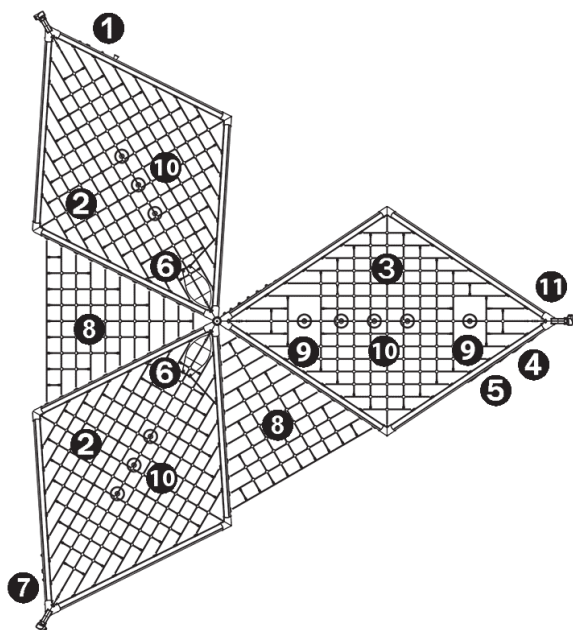
Physical inclusion  
Sensory inclusion  
Cognitive inclusion



**Play value :** 44

climbing  x3	resting  x11	handling  x1	crawling  x1	swinging  x2	balancing  x2	sound stimulation  x2	tactile stimulation  x2
visual stimulation  x3	climbing  x8	getting across  x9					



## Components

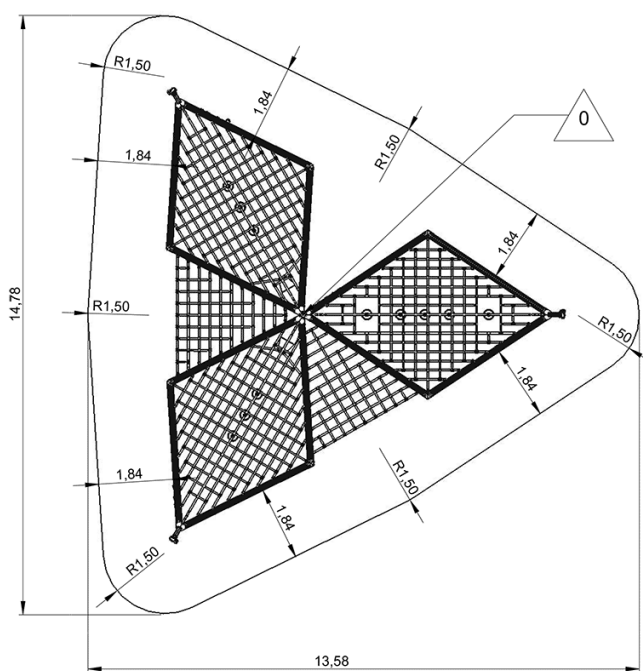




- ❶ Butterfly play panel
- ❷ Net
- ❸ Open Net
- ❹ Climbing wall
- ❺ Tunnel panel
- ❻ Hammock
- ❼ Small net
- ❽ Multiplay Unit wire
- ❾ Climbing rope
- ❿ Suspended seat
- ⓫ Acoustic play pannel

## Installation of equipment

**IMPORTANT:** It is essential to refer to the installation instructions for information on the size of the safety areas.

-  Impact area (minimum normative surface)
-  Free space



		
1	2m	128m <sup>2</sup>



2



31h00



2.1m<sup>3</sup>



128m<sup>2</sup>



688kg



33kg

