



2-6



5



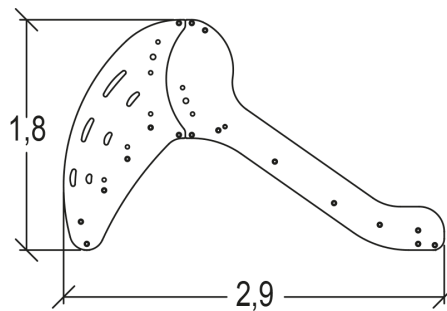
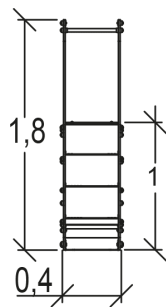
1m



1 = 2,9m  
2 = 0,47m  
3 = 1,75m



Physical inclusion  
Sensory inclusion  
Cognitive inclusion



Play value :

3

sliding



x1

meeting



x1


climbing



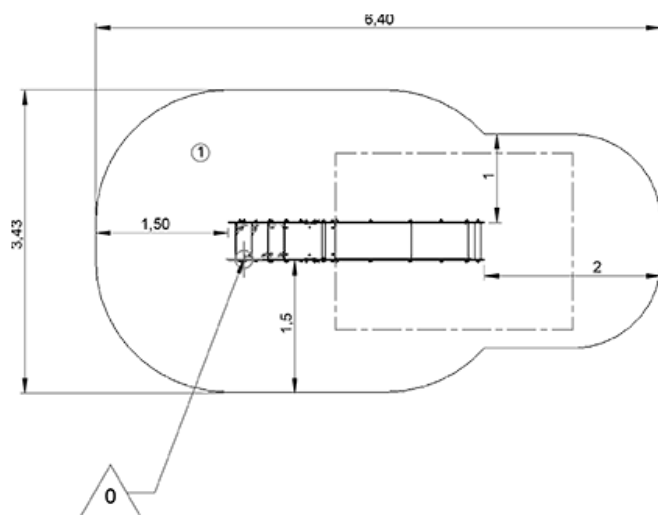
x1



## Installation of equipment

**IMPORTANT:** It is essential to refer to the installation instructions for information on the size of the safety areas.

 Impact area (minimum normative surface)

 Free space



		
1	1m	18,5m <sup>2</sup>



2



03h00



0.1m<sup>3</sup>



18.5m<sup>2</sup>



91kg



16kg

