



2+



2



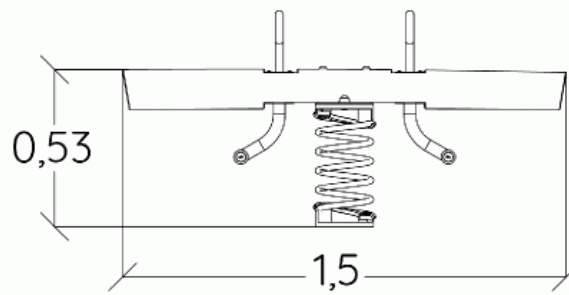
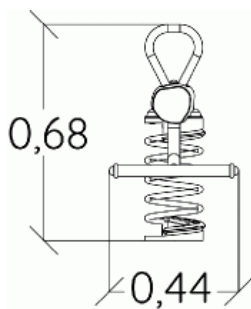
0,6m



1 = 1,5m
2 = 0,44m
3 = 0,68m



Physical inclusion
Sensory inclusion
Cognitive inclusion



Play value :

4

role play



x1

meeting



x1

balancing



x1

Oscillate



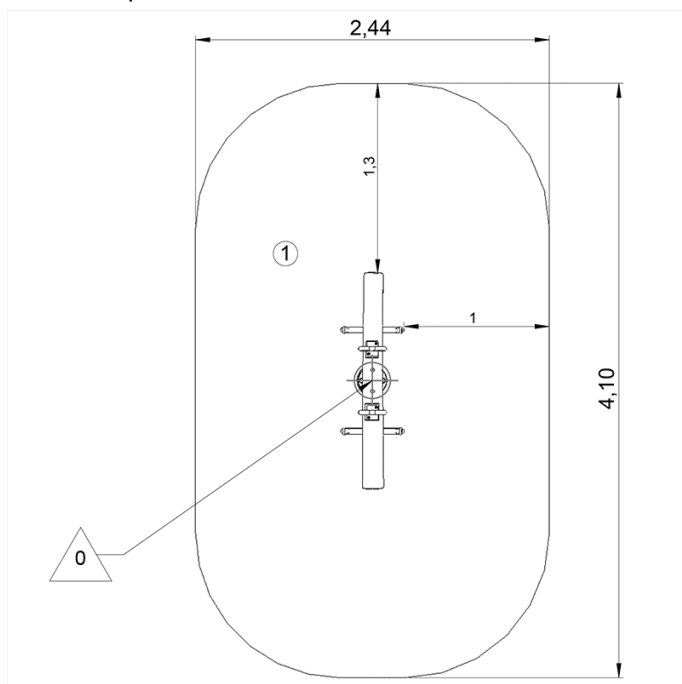
x1

Installation of equipment

IMPORTANT: It is essential to refer to the installation instructions for information on the size of the safety areas.

———— Impact area (minimum normative surface)

- - - - - Free space



1	0,60m	9,5m ²



2



02h15



0.02m³



9.5m²



38kg



16kg

