



3+



20



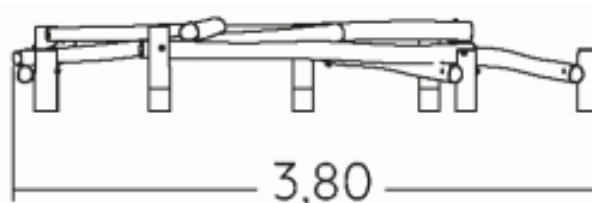
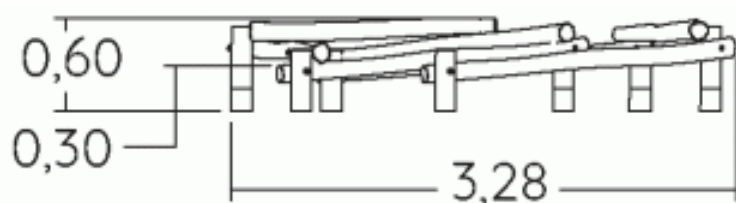

0,6m



1 = 3,81m
2 = 3,31m
3 = 0,6m



Physical inclusion
Sensory inclusion
Cognitive inclusion



Play value : **14**

balancing

getting across



x7



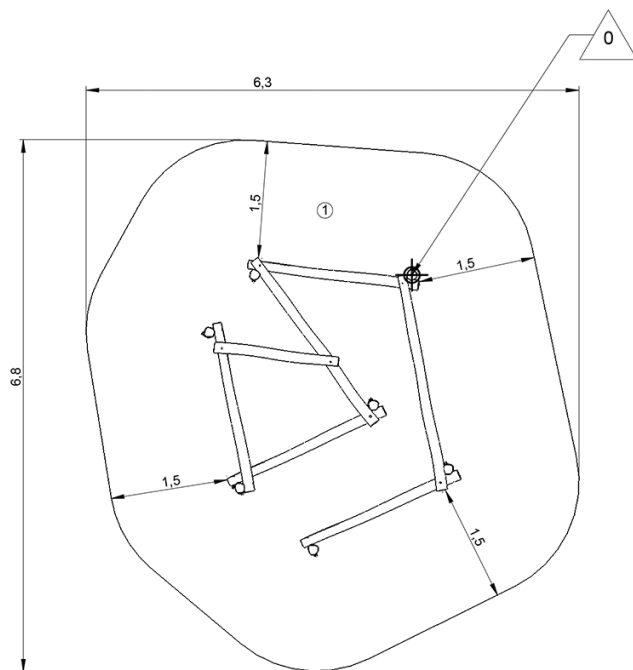
x7

Installation of equipment

IMPORTANT: It is essential to refer to the installation instructions for information on the size of the safety areas.

———— Impact area (minimum normative surface)

- - - - Free space



1	0,6m	34m ²



2



03h00



0m³



34m²



234kg



30kg

